

How to cite this article:

Amor-García MA, Ibáñez-García S, Díaz-Redondo A, Herranz Alonso A, Sanjurjo Sáez M. Multidisciplinary strategy to reduce errors with the use of medical gases. Farm Hosp. 2018;42(3):103-107.



ORIGINALS

Bilingual edition english/spanish

Multidisciplinary strategy to reduce errors with the use of medical gases

Estrategia multidisciplinar para reducir errores en el uso de los gases medicinales

Miguel Ángel Amor-García¹, Sara Ibáñez-García¹, Alicia Díaz-Redondo², Ana Herranz Alonso¹, María Sanjurjo Sáez¹

¹Servicio de Farmacia Hospitalaria, Hospital General Universitario Gregorio Marañón, Madrid. Instituto de Investigación Sanitaria del Hospital Gregorio Marañón, Madrid. España. ²Servicio de Medicina Preventiva, Hospital General Universitario Gregorio Marañón, Madrid. España.

Author of correspondence

Sara Ibáñez García
Servicio de Farmacia Hospitalaria,
Hospital General Universitario
Gregorio Marañón, Madrid. España.
Doctor Esquerdo, 46
28007 Madrid

Correo electrónico:
sara.ibanez@salud.madrid.org

Recibido el 17 de octubre de 2017;
aceptado el 28 de noviembre de 2017.

DOI: 10.7399/fh.10920

Abstract

Objective: Lack of awareness of the risks associated with the use of medical gases amongst health professionals and health organizations is concerning. The objective of this study is to redefine the use process of medical gases in a hospital setting.

Method: A sentinel event took place in a clinical unit, the incorrect administration of a medical gas to an inpatient. A multidisciplinary cause-root analysis of the sentinel event was carried out. Different improvement points were identified for each error detected and so we defined a good strategy to ensure the safe use of these drugs.

Results: 9 errors were identified and the following improvement actions were defined: storage (gases of clinical use were separated from those of industrial use and proper identification signs were placed), prescription (6 protocols were included in the hospital's Computerized Physician Order Entry software), validation (pharmacist validation of the prescription to ensure appropriate use of these), dispensation (a new protocol for medical gases dispensation and transportation was designed and implemented) and administration (information on the pressure gauges used for each type of gas was collected and reviewed). 72 Signs with recommendations for medical gases identification and administration were placed in all the clinical units. Specific training on the safe use of medical gases and general safety training was imparted.

Conclusions: The implementation of a process that integrates all phases of use of medical gases and applies to all professionals involved is presented here as a strategy to increase safety in the use of these medicines

Resumen

Objetivo: Existe una falta de concienciación sobre los riesgos asociados al uso de los gases medicinales tanto por parte de los profesionales como por parte de las organizaciones sanitarias, que no han definido estrategias que garanticen la seguridad en su utilización. Nuestro objetivo fue redefinir el circuito de utilización de los gases medicinales en el ámbito hospitalario.

Método: En una unidad de hospitalización tuvo lugar un evento centinela, la administración incorrecta de un gas medicinal a un paciente ingresado. Un equipo multidisciplinar realizó el análisis causa-raíz del evento. Se propusieron áreas de mejora encaminadas a actuar sobre los errores detectados y así definir un programa que garantizara la seguridad en el uso de los gases medicinales.

Resultados: Se identificaron nueve errores y se definieron acciones de mejora en: almacenamiento (separación e identificación de los gases de uso clínico y de los de uso industrial); prescripción (inclusión de seis protocolos en el programa de prescripción electrónica); validación (revisión de la prescripción de los gases medicinales por un farmacéutico); dispensación (implantación de un protocolo de traslados), y administración (información sobre los manómetros utilizados para cada tipo de gas). Además, se impartió formación relativa al uso de los gases medicinales. Se colocaron 72 pósters en las unidades clínicas con recomendaciones para su uso seguro.

Conclusiones: La implantación de un circuito que integra todas las fases de utilización de los gases medicinales e implica a todos los profesionales involucrados se presenta como la estrategia dirigida a aumentar la seguridad en la utilización de estos medicamentos.

KEY WORDS

Safety management; Medication error; Drug-related side effects and adverse reactions; Drug storage/standards; Gases.

PALABRAS CLAVE

Gestión de la seguridad; Errores de medicación; Efectos secundarios relacionados con medicamentos y reacciones adversas; almacenamiento de medicamentos/normas; Gases.



Los artículos publicados en esta revista se distribuyen con la licencia
Articles published in this journal are licensed with a
Creative Commons Attribution 4.0
<https://creativecommons.org/licenses/by-nc-nd/4.0/>
La revista Farmacia no cobra tasas por el envío de trabajos,
ni tampoco por la publicación de sus artículos.

Introduction

In Spain, there was a lack of awareness of the risks associated with the use of medical gases (MG) until their recent approval as medicines (Spanish Royal Decree 1800/2003, December 26)¹. Many health organizations have developed strategies to increase the safe use of medicines, but the application of specific strategies to ensure the safe use of MGs has been very limited. Some studies have provided specific recommendations to promote correct storage and, in general, the safe use of MGs in hospitals^{2,7}. The only article on each stage of the MG management procedure in hospitals was prepared by the Spanish Society of Hospital Pharmacy⁸. However, this publication did not include the prescription stage or address training and informing health professionals, nor did it establish how the entire process would be applied in practice.

Numerous studies have demonstrated that the major cause of adverse events in the provision of healthcare is the use of medication^{9,14}. According to a report issued by the American Food and Drug Administration, between 1997 and 2001, errors related to the use of MGs in the United States resulted in 7 deaths and 15 serious injuries¹⁵. Therefore, it is crucial to consider MGs as medicines and to raise awareness among the professionals involved in their management of the consequences that may result from their incorrect use.

Based on the analysis of a sentinel event, the objective of this study was to redefine the entire process of MG use in hospitals, including aspects related to logistics and training.

Methods

This study was conducted in a 1,300-bed university tertiary hospital employing more than 8,000 staff providing healthcare to approximately 350,000 people.

A paediatric hospitalization unit inpatient experienced a sentinel event that involved the incorrect administration of an MG. As a result, the patient went into respiratory arrest and was admitted to the Intensive Care Unit (ICU). Neurological monitoring was performed to confirm the absence of injury. After the sentinel event was detected, the Risk Management Functional Unit (RMFU) of the hospital was notified. The RMFU is made up of experts on safety from various services, including 2 other pharmacists from the hospital. The president of the RMFU is also the head of the Pharmacy Service. The general objective of the RMFU is to increase the quality of healthcare and patient safety, and thus the decision was taken to conduct a root cause analysis (RCA) of the event.

Root cause analysis

1. A multidisciplinary team was formed comprising the head of the hospital's Mother-Child Unit, an assistant physician from the Paediatric Intensive Care Unit, an assistant physician from the Paediatric Hospitalization Unit, an assistant physician from Preventive Medicine and Quality Management, who was also member of the RMFU, and the pharmacist from the Mother-Child Unit.
2. The team followed the classic methodology of RCA¹⁶ and established the sequence of events based on which it identified possible failures and/or deviations from established procedures and their causes. A sequential

process of structured questions was used to identify the possible causes of failure and determine the latent errors underlying the sentinel event.

3. The team proposed areas for improvement to address these errors and thus define a program that would guarantee the safety and quality of MG use. These improvements were prioritized taking into account the magnitude and consequences of the failures and the feasibility of the proposed measures. The improvement measures were developed to prevent the repetition of similar events. A specific member of staff was assigned to implement these measures along with their deadlines.

The RCA was conducted between July 2015 and February 2016 (see Figure 1).

Results

The RCA identified 9 errors that were made along the timeline that led to the sentinel event (Figure 2).

Organizational improvements

Improvement actions were defined for each stage of the use process, and a specific member of staff was assigned to each of them and implemented them within a given period (Table 1). All actions were simultaneously implemented in all the clinical units of the hospital.

Storage. The study hospital houses MGs in 4 storerooms which contain gases for clinical and industrial use. Firstly, the 4 storerooms were reorganized by using physical barriers to separate the gases for clinical use (oxygen, heliox, nitrous oxide, nitric oxide, and medicinal air) from those for industrial use (argon, carbon dioxide, helium, sulphur hexafluoride, and nitrogen) used for the maintenance and operation of hospital machines. The different gases were placed in independent physical spaces.

In line with current legislation (RD 1800/2003)¹⁷, identification signs were put up with the name of the gas and a description of the bottle to assist in its correct identification by the staff responsible for its transfer to the clinical units.

Prescription. MGs were included as medicines so that they could be prescribed through the hospital's Computerized Physician Order Entry system. Six protocols were created for their prescription in this software: neonatology medical gases (oxygen, heliox, nitrous oxide, and nitric oxide), paediatric medical gases (oxygen, heliox, and nitrous oxide), paediatric ICU medical gases (oxygen, heliox, nitric oxide, and nitrous oxide), and gases used in emergency paediatric bronchospasm (oxygen), emergency paediatric bronchiolitis (oxygen), and emergency paediatric laryngitis (heliox). Figure 3 shows one of these protocols included in the assisted electronic prescribing program. These protocols included recommendations on the form of administration and warnings related with patient monitoring. Thus, manual prescription and its associated risk of error were avoided, and variability among hospital staff was reduced when prescribing these gases. All the hospital staff were informed of the action taken.

Validation. As with all other prescribed medications, the inclusion of these MGs in the Computerized Physician Order Entry system allows the pharmacists to review their prescription and correct use such that the specific requirements for each MG are met. Thus, the correct indication, correct flow, and duration of treatment are confirmed.

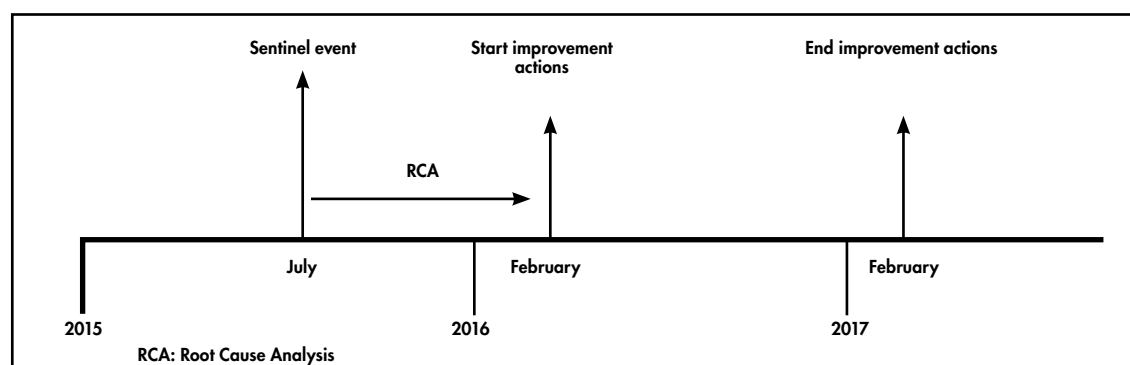


Figure 1. Timeline of Root Cause Analysis and Implementation of Improvement Actions.

Table 1. Timeline of the Proposed Action Plan.

| Stage | Service in charge of the stage | Period of implementation |
|----------------|--------------------------------------------------------|--------------------------|
| Storage | Submanagement of Engineering | 2 mo |
| Prescription | Pharmacy Service | 2 mo |
| Dispensing | Submanagement of General Services | 3 mo |
| Administration | Submanagement of Engineering | 3 mo |
| Training | Management of Human Resources Management of Nursing | 5 mo |

Dispensing. To ensure safety during the dispensing stage, a transfer protocol was developed and implemented that included the identification of all staff with access to the gas store, their continuous training, and the use of an order delivery note that has to be signed by the person making the delivery and the person receiving the order. Figure 4 shows the MG transfer process.

Administration. The MG supplier was asked for information on the manometers used to administer each gas. Although each clinical gas has a different type of connection system, it may be the same as that used for industrial gases. Thus, it must first be verified that the fitting is correct for the gas used before it is administered.

Training. Firstly, in order to promote the safe use of MGs, 72 posters with recommendations for their correct identification and administration were put up in the clinical units. Figure 5 shows the poster used.

The poster shows how the bottles for clinical use should be identified according to current legislation (RD 1800/2003)¹⁷:

- A label that shows the name of the gas, batch/sub-batch, and expiration date.
- A "banana" label with the risk and safety characteristics of each product, recommendations for use, hazard pictograms, and the composition of the packaged gas.
- The colour codes: oxygen (white shoulder and body), medicinal air (white shoulder/body and black stripe), nitric oxide (aquamarine shoulder and white body), nitrous oxide (dark blue shoulder and white body), and heliox (white body/shoulder and brown stripe).
- A Red Cross. This symbol shows that the gas is for clinical use.
- The letter "N" marked twice on diametrically opposite points on the shoulder. The colour of the letter differs from the colour of the shoulder. The "N" confirms that the bottle complies with the latest legislation.

In addition, our hospital runs two 20-hour patient safety courses which are routinely given to all the hospital staff. This course includes a specific unit on the correct use of medicines, including MG, as well as medical devices. The course emphasises the need to fulfil the 7 "rights" (right patient, right time, right medication, right dose, right administration route, right documentation, and right information).

Moreover, new personnel receive a welcome pack that includes all the documentation related to the safe use of MGs, thus ensuring that the staff of the hospitalization units know which gases are used in the unit and the protocol to be followed for their use.

Discussion

Following the RCA of a sentinel event, we redefined the use process to guarantee the safe use of MGs in our hospital. A set of improvement measures have been implemented that address all stages of the medication use process: storage, prescription, validation, dispensing, administration, and training. One of the hospital pharmacists, who was also member of the RMFU, was appointed to ensure adherence with all the implemented improvement measures and to provide the RMFU with a semiannual report on their monitoring. In the future, any related incidents will be monitored to verify the effectiveness of the implemented measures and their possible adjustment.

Studies on errors in MG use have mainly addressed improvements in storage as well as in nurse training because nurses are the health staff responsible for the administration of MGs^{8, 12}. However, we used the RCA methodology to analyse all stages of the medicine use process and integrated them within this process, including the prescription, validation, and dispensing stages. Thus, all the staff who use MGs are now involved in this process, thereby promoting and ensuring a culture of safety in the use of MGs in our hospital.

Several international studies have reviewed current legislation on the handling and labelling of industrial and medical gases, and have emphasised the differences between them^{9,12,14}. In line with these studies, we have circulated the regulations (RD 1800/2003)¹⁷ applicable in our setting to ensure adherence and avoid errors due to their incorrect identification.

Herve-Bazin *et al.*⁶ analysed medication errors in the use of MGs reported by health professionals in France. Most of these errors were due to confusing oxygen with oxygen/nitric oxide mixture, causing severe adverse effects and even death in some patients. We were unable to analyse the errors reported in our hospital because, as mentioned, until the measures described were implemented, there was a lack of awareness of hazards in the use of MGs that led to these errors being underreported. The French study suggested the creation of a poster that included general recommendations on MGs with the aim of informing healthcare professionals of the

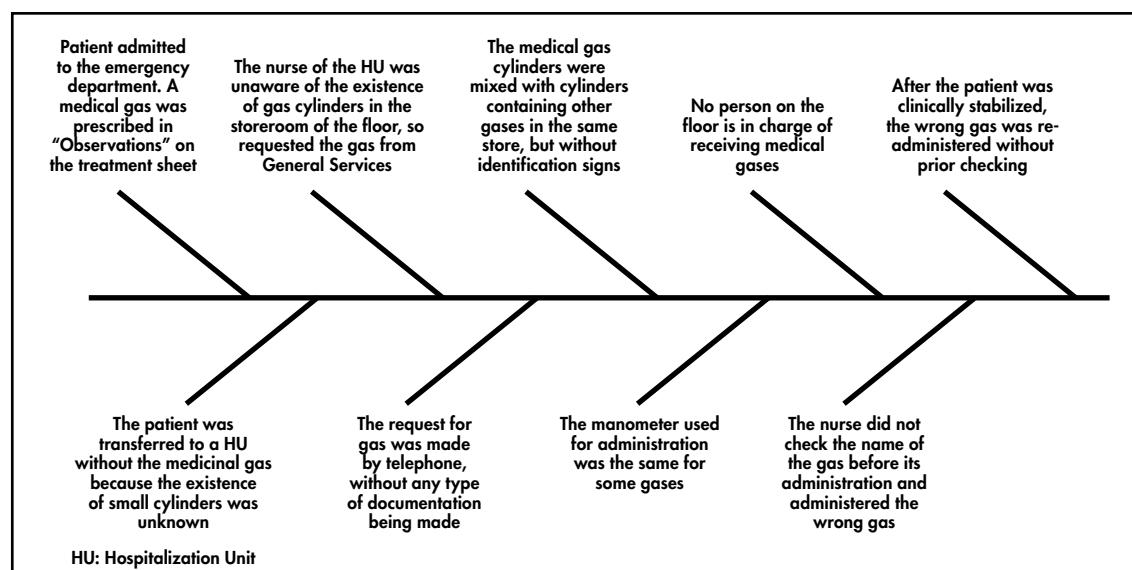


Figure 2. Errors Detected in the Sentinel Event Analysis.

Figure 3. Protocol for the use of medical gases.

hazards posed by their use¹³. Our poster is similar to the one suggested in that study. However, their study did not establish specific measures that would guarantee safety throughout the entire process, whereas such measures were implemented in our hospital.

The MG use process defined in the present study is applicable to any health institution without incurring significant cost. However, the situation of each stage of the MG process should be determined and the staff in charge of each stage should be identified in order to implement the improvement measures applicable in each case.

One of the main limitations to the application of our approach in other hospitals is the need for Computerized Physician Order Entry system that

can incorporate protocols for the correct use of MG. Although not all Spanish hospitals have such software, a survey conducted in 2015 by the Spanish Hospital Pharmacy Society 2020 working group showed that 94% of hospitals already had this type of software.

On the other hand, there is a need for personnel to train others in the use of such software. However, online eLearning training systems are currently available that can be accessed by any professional.

Once the use process has been consolidated over the next 2 years, a failure mode and effects analysis will be conducted to assess the risks involved in each of the stages of the implemented use process, thus improving the implemented measures.

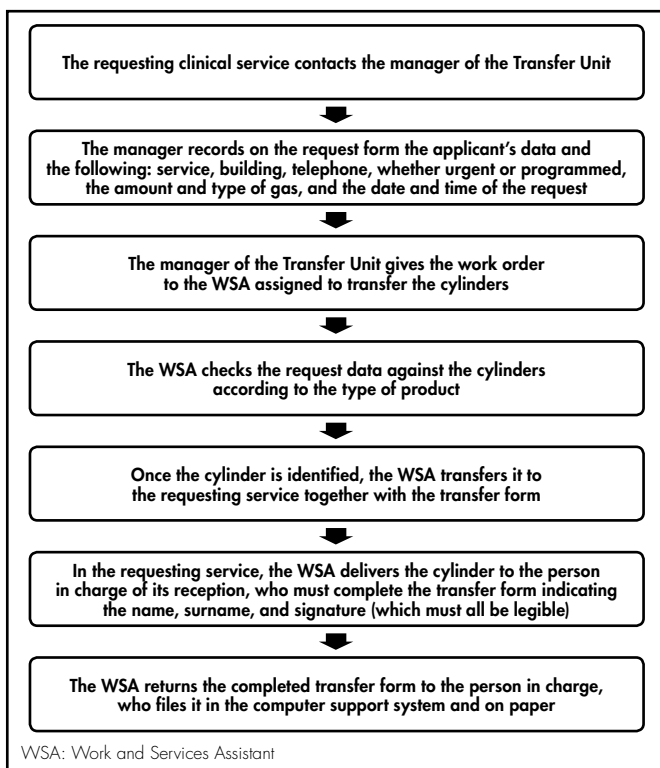


Figure 4. Protocol for the transfer of medical gases.



Figure 5. Poster with recommendations for the safe use of medical gases.

In conclusion, MGs should be considered as medicines as such and thus the risks associated with their use should be taken into account. To this end, an adequate MG use process should be implemented in the hospital setting that guarantees the safety of patients, and an appropriate training program should be set up for the professionals involved in their use.

Funding

No funding.

Acknowledgments

Los autores agradecen el trabajo realizado a la Unidad Funcional de Gestión de Riesgos y al equipo multidisciplinar que ha llevado a cabo el análisis.

Bibliography

1. Domínguez-Gil A. Gases medicinales, nuevos medicamentos. *Farm Hosp.* 2005;29:300-2.
2. Peate I, Lancaster J. Safe use of medical gases in the clinical setting: practical tips. *Br J Nurs.* 2000;9:231-6. DOI: 10.12968/bjon.2000.9.4.6382
3. Medical Gas Container Closure Rule – Questions and Answers. A Guidance for Industry: U.S. Department of Health and Human Services. FDA; 2017.
4. Storage and Handling of Medical Gas Cylinders. *FireNet: UC Davis Health System;* 2013.
5. Becker S, Zaidi K, Curry P. USP Initiatives for the Safe Use of Medical Gases. *Pharm Tech* [revista en Internet]. 2005 [consultado el 30/06/2017]: 29(11). Disponible en: <http://www.pharmtech.com/usp-initiatives-safe-use-medical-gases?id=&sk=&date=&pageID=3>
6. Herve-Bazin M, Durand D, Cardona F, Maison P. Medication errors related to the administration of medicinal gases in France: one of the 12 french never events. Congreso de la Agence Nationale de Sécurité du Médicament et des produits de santé (ANSM) 2016.
7. Medical gases: tips for safe use and storage. *Jt Comm Perspect.* 2012;32:9-11
8. Procedimiento de gestión de gases medicinales: estándares de calidad de gases medicinales en el ámbito hospitalario. Sociedad Española de Farmacia Hospitalaria (SEFH), Asociación Española de Ingeniería Hospitalaria, Asociación de Fabricantes de Gases Medicinales (AFGIM); 2012
9. Reason J. Human error: models and management. *BMJ.* 2000;320(7237):768-70.
10. Estudio ENEAS: Estudio nacional sobre los efectos adversos ligados a la hospitalización. Agencia de Calidad del Sistema Nacional de Salud, Ministerio de Sanidad y Consumo. Madrid; 2006.
11. Estudio APEAS: Estudio sobre la seguridad de los pacientes en atención primaria de salud. Agencia de Calidad del Sistema Nacional de Salud, Ministerio de Sanidad y Consumo. Madrid; 2008.
12. Estudio EARCAS: Estudio sobre eventos adversos en residencias y centros asistenciales sociosanitarios. Agencia de Calidad del Sistema Nacional de Salud, Ministerio de Sanidad y Consumo. Madrid; 2011.
13. Estudio SYREC: Estudio sobre incidentes y eventos adversos en medicina intensiva. Agencia de Calidad del Sistema Nacional de Salud, Ministerio de Sanidad y Consumo. Madrid; 2009.
14. Tomás S, Chanovas M, Roqueta F, Alcaraz J, Toranzo T y Grupo de Trabajo EVA-DUR – SEMES. EVADUR: Eventos adversos ligados a la asistencia en los servicios de urgencias de hospitales españoles. *Emergencias.* 2010;22:415-28.
15. Medical Gas Errors: Community Hospital Files Report Concerning Medical Gas Tanks That Were Mislabeled [monografía en Internet]. *Nurses.com* [consultado el 15/06/2017]. Disponible en: <http://www.nurses.com/doc/medical-gas-errors-community-hospital-files-r-0001>
16. Ruiz-López P, González C, Alcalde-Escribano J. Análisis de causas raíz. Una herramienta útil para la prevención de errores. *Rev Calidad Asistencial.* 2005;20:71-8.
17. Real Decreto 1800/2003, de 26 de diciembre, por el que se regulan los gases medicinales. *Boletín Oficial del Estado*, n.º 11, (13 de enero de 2004).

Conflict of interests

No conflict of interests. Este trabajo ha sido previamente presentado en el 62.º Congreso de la Sociedad Española de Farmacia Hospitalaria, en octubre de 2017.

Contribution to the scientific literature

Redefine the use process for medical gases when considered as medicines.

Guarantee safety in the use of medical gases in hospitals, thus improving healthcare.